

# Industrial Relay Type RCP Monostable

CARLO GAVAZZI



- 8 or 11-pin socket mounting
- Exceptionally reliable general purpose relay
- Long life (minimum 100.000 electrical operations)
- Switching capacity 10 A
- AC coils 6 to 230 VAC
- DC coils 6 to 110 VDC
- 2 or 3 change over contacts
- Industry standard octal/undecal type termination
- Matched sockets available
- Standard with LED, Push with arm and Flag

## Product Application

- Lift-Elevators
- Moving Stairs
- Textile machines
- Wood working machines
- Plastic molding machines
- Ceramic working machines

## Ordering Key

**RCP 8 002 24 DC**

Type \_\_\_\_\_  
 No. of pins \_\_\_\_\_  
 Contact code \_\_\_\_\_  
 Rated coil voltage \_\_\_\_\_  
 DC / AC \_\_\_\_\_

## Type Selection

Contact configuration	Contact rating	Contact code
2 change over contacts (DPDT {2-form C})	10 A	002
3 change over contacts (3PDT {3-form C})	10 A	003

## Coil Characteristics, DC (20°C)

Nominal voltage VDC	Pick-up voltage VDC	Drop-out voltage VDC	Max. allowable voltage VDC	Coil resistance tolerance $\Omega \pm 10\%$
6	4.8	0.6	7.2	23.5
12	9.6	1.2	14.4	95.0
24	19.2	2.4	28.8	430.0
48	38.4	4.8	57.6	1630.0
100	80.0	10.0	120.0	6800.0
110	88.0	11.0	132.0	7300.0

## Coil Characteristics, AC (20°C)

Nominal voltage VAC	Pick-up voltage VAC	Drop-out voltage VAC	Max. allowable voltage VAC	Coil resistance tolerance $\Omega \pm 10\%$
6	4.8	1.8	7.2	3.9
12	9.6	3.6	14.4	16.3
24	19.2	7.2	28.8	70.0
48	38.4	14.4	57.6	315.0
115/120	88.0	36.0	132.0	1600.0
230	176.0	72.0	264.0	6800.0

## Contact Characteristics

Arrangement	002/003	UL rating	Arrangement	002 / 003
<b>Contact rating</b> (with resistive load)	10 A 30 VDC 250 VAC	10 A 30 VDC 250 VAC 1/3 HP at 240 VAC	<b>Voltage</b> Max. switching voltage Max. switching power	120 VDC - 250 VAC 280 W - 2500 VA
<b>Material</b>	Silver alloy		<b>Life</b> Electrical life Mechanical life	1x10 <sup>5</sup> ops 1x10 <sup>7</sup> ops
<b>Initial contact resistance</b> Max. (at 1 A 6 VDC)	50 m $\Omega$			
<b>Current</b> Max. switching current	10 A			

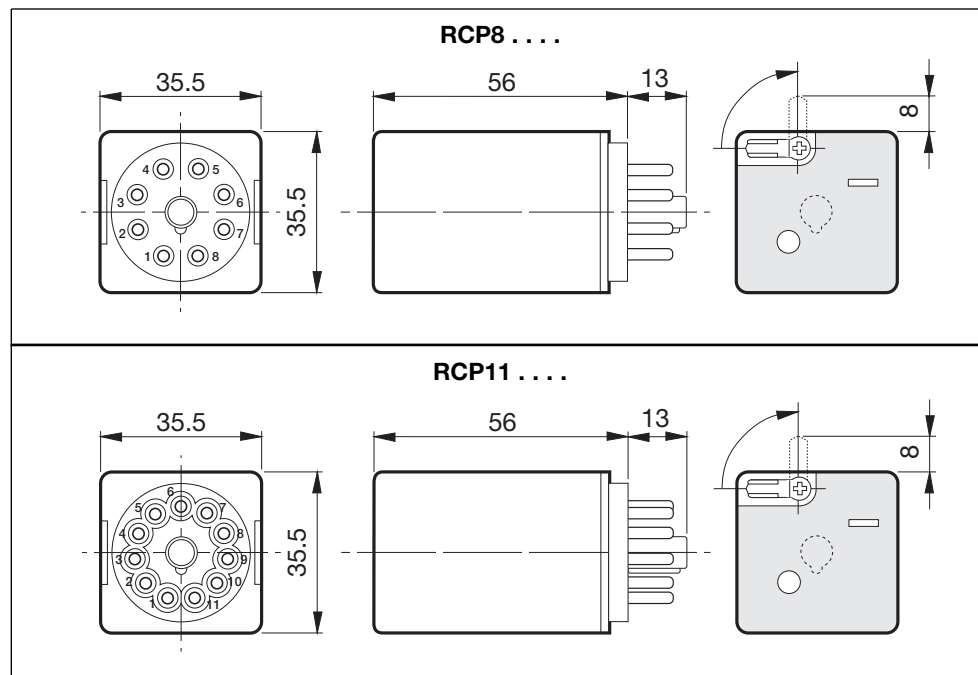
## Insulation

<b>Test Voltage</b> (1 min.) Between open contacts Between coil and contacts	<b>1000 Vr.m.s</b> <b>1500 Vr.m.s</b>	<b>Initial insulation resistance</b>	<b>500 MΩ - 500 VDC</b>
--	--	--------------------------------------	-------------------------

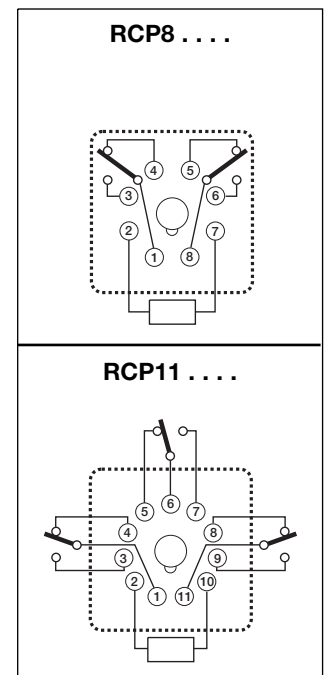
## General Data

<b>Nominal coil power</b>	<b>1.5 W / 2.5 VA</b>	<b>Vibration resistance</b>	<b>10 to 55 Hz 1.5 mm</b>
<b>Operating time</b> (At nominal voltage)	<b>30 ms</b>	<b>Shock resistance</b> Functional	<b>100 m/s<sup>2</sup></b>
<b>Release time</b> (At nominal voltage)	<b>20 ms</b>	Destructive	<b>500 m/s<sup>2</sup></b>
<b>Temperature rise</b> (At nominal voltage)	<b>50 °C</b>	<b>Humidity</b>	<b>98%, +40°C</b>
<b>Ambient temperature</b>	<b>-40° C to +55° C</b>	<b>Termination</b>	<b>Octal/Undecal-type plug</b>
		<b>Construction</b>	<b>Dust cover</b>
		<b>Weight</b>	<b>~ 85 g</b>

## Dimensions

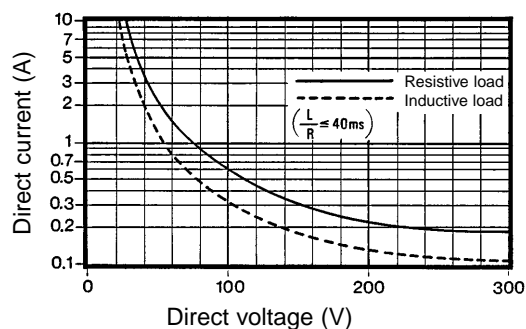


## Wiring Diagrams

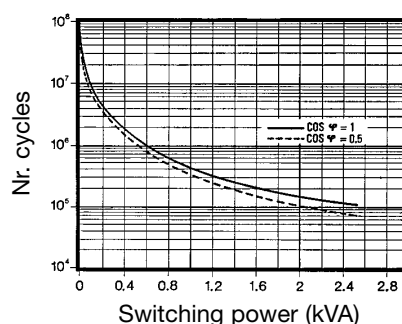


## Diagrams

1 Max. switching power in DC



2 Expected electrical life at 250 VAC



## Approvals



The approvals stated are not generally applicable to all the relay versions.

For further information please apply for relevant data sheets ref. **3.84.00.10.x**