

Photoelectrics Diffuse-reflective Type PMD



- Range: 800 mm
- Modulated, infrared light
- Make or break switching function (switch selectable)
- LED-indication for target detected
- Multi supply voltage:
12 to 240 VDC and
24 to 240 VAC, 50/60 Hz
- 25 x 65 x 81 mm reinforced PC housing, IP 67
- Timer options (adjustable)
- NO and NC output




Product Description

Diffuse-reflective photoelectric switch. Range up to 0.8 m. Adjustable sensitivity. Immune to ambient light. Output function switch selectable. Protection degree IP 67. Screw terminal connection.

25 x 65 x 81 mm plastic housing. PG 13 or 1/2" NPT cable gland. Timer options: Delay on operate, delay on release, one shot (triggered on leading or trailing edge).

Ordering Key **PMD8R G T**



Type Selection

Housing W x H x D	Ordering no. without timer	Ordering no. with timer
25 x 65 x 81 PG 13.5 cable gland 1/2" NPT cable gland	PMD 8R G PMD 8R I	PMD 8R GT PMD 8R IT

Specifications

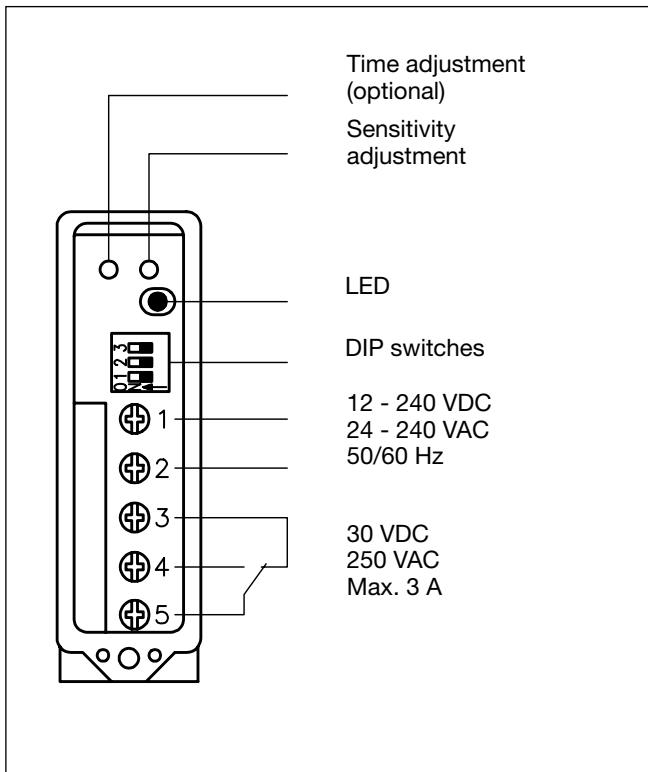
Rated operating dist. (S_n) (0 to 5,000 lux)	800 mm Reference target: Kodak test card R27, white, 90% reflectivity, 200 x 200 mm	Optical angle (200 x 200 mm test card)	±12°
Rated operational volt. (U_B) AC: 45 to 65 Hz	10.8 to 264 VDC 21.6 to 264 VAC	Operating frequency	20 Hz
Rated operational power (relay ON)	≤ 2 W (2.5 VA)	Response time OFF-ON (t _{ON}) ON-OFF (t _{OFF})	≤ 20 ms ≤ 30 ms
Output Contact ratings (AgCdO) Resistive loads AC 1 DC 1 Small inductive loads AC 15 DC 13 Mechanical life (typical) Electrical life (typical)	μ (micro gap) 3 A/250 VAC 3 A/30 VDC 2 A/250 VAC 3 A/30 VDC ≥ 40 x 10 ⁶ operations ≥ 5 x 10 ⁵ operations at 220 VAC - 3 A resistive load: 360 impulses/h	Power ON delay (t_v) Output function	≤ 300 ms (typ. 100 ms) Switch selectable, make or break switching
Dielectric voltage	2000 VAC (rms) (cont./supply)	Indication Target detected	LED, yellow
Sensing range (S_d)	0.2 - 0.8 m	Optional timer Delay on operate Delay on release One shot	0.1 to 7 s ± 2 s 0.1 to 7 s ± 2 s 0.1 to 7 s ± 2 s
Light source Light type	GaAlAs, LED, 880 nm Infrared, modulated	Environment Overvoltage category Pollution degree Degree of protection	III (IEC 664/664A; 947-1) 3 (IEC 664/664A; 947-1) IP 67 (IEC 529; 947-1)
		Temperature Operating Storage	-25° to +55°C (-13° to +131°F) -30° to +80°C (-22° to +176°F)



Specifications (cont.)

Vibration	10 to 150 Hz, 0.5 mm/7.5 g (IEC 68-2-6)
Shock	2 x 1 m & 100 x 0.5 m (IEC 68-2-32)
Rated insulation voltage	250 VAC (rms)
Housing material	
Body	PC, grey, reinforced
Front	PC, black
Cover	PC, black
Cable gland	PA, black, reinforced
Mounting bracket	Steel, black
Connection	
Screw terminal	5 x 2 x 1 mm ²
Cable gland	PG 13.5 or 1/2" NPT for cable 6 to 10 mm
Weight	110 g

Connection Diagram



Delivery Contents

- Photoelectric switch: PMD 8R
- Cable gland
- Installation instruction
- Mounting bracket
- **Packaging:** Corrugated cardboard (environmentally friendly recycling material)

Selection of Function

	Switch 1 2 3	
PMD 8R .		1 Break switching
		2 Make switching
PMD 8R .T		3 Delay on operate - Break switching
		4 Delay on operate - Make switching
		5 Delay on release - Break switching
		6 Delay on release - Make switching
		7 One shot, trailing edge - Break switching
		8 One shot, trailing edge - Make switching
		9 One shot, leading edge - Break switching
		10 One shot, leading edge - Make switching
		☒ Don't care
		Upper position ON (Mode 1) Lower position OFF (Mode 0)

Reduction Factors

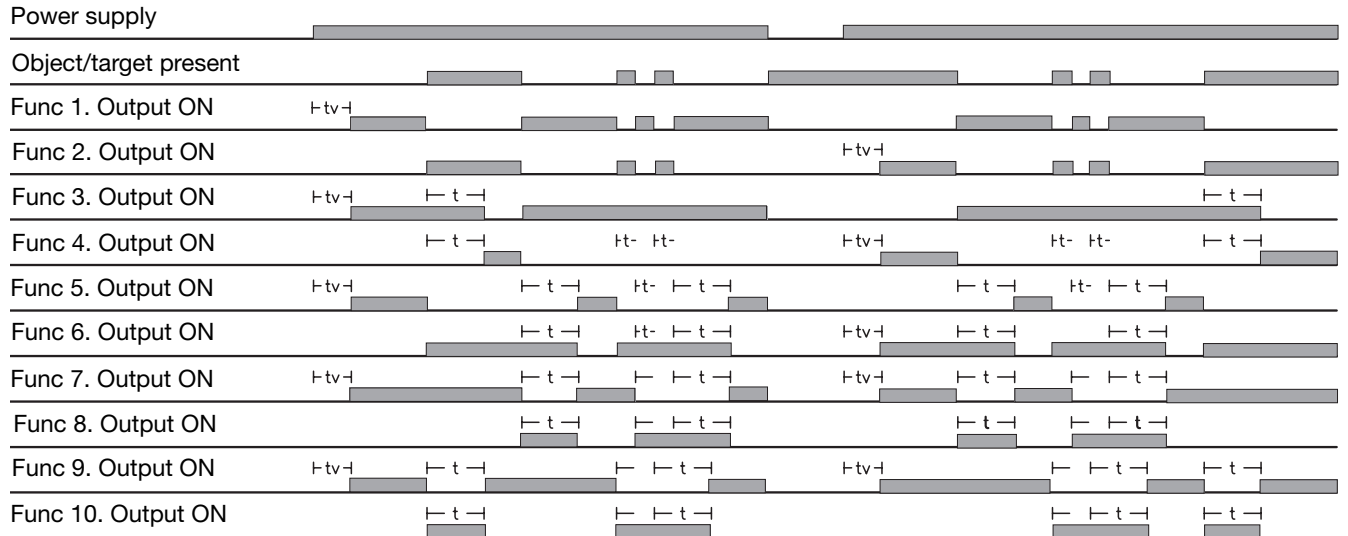
Reduction factors photoelectric switches	
Note: Real sensing distance = rated operating distance (S _n) x reduction factor	
Kodak test card, white, type R 27, 90% reflectivity	1.0
Dead black cardboard	0.1 - 0.4
Kodak test card, grey, type R 27	0.41 - 0.45
White Styropack	1.0 - 1.2
Bright metal	1.2 - 2.0
White cotton	0.5 - 0.8
Grey PVC	0.4 - 0.8
Raw wood	0.4 - 0.8
ER 1, reflector	0.3

Truth Table

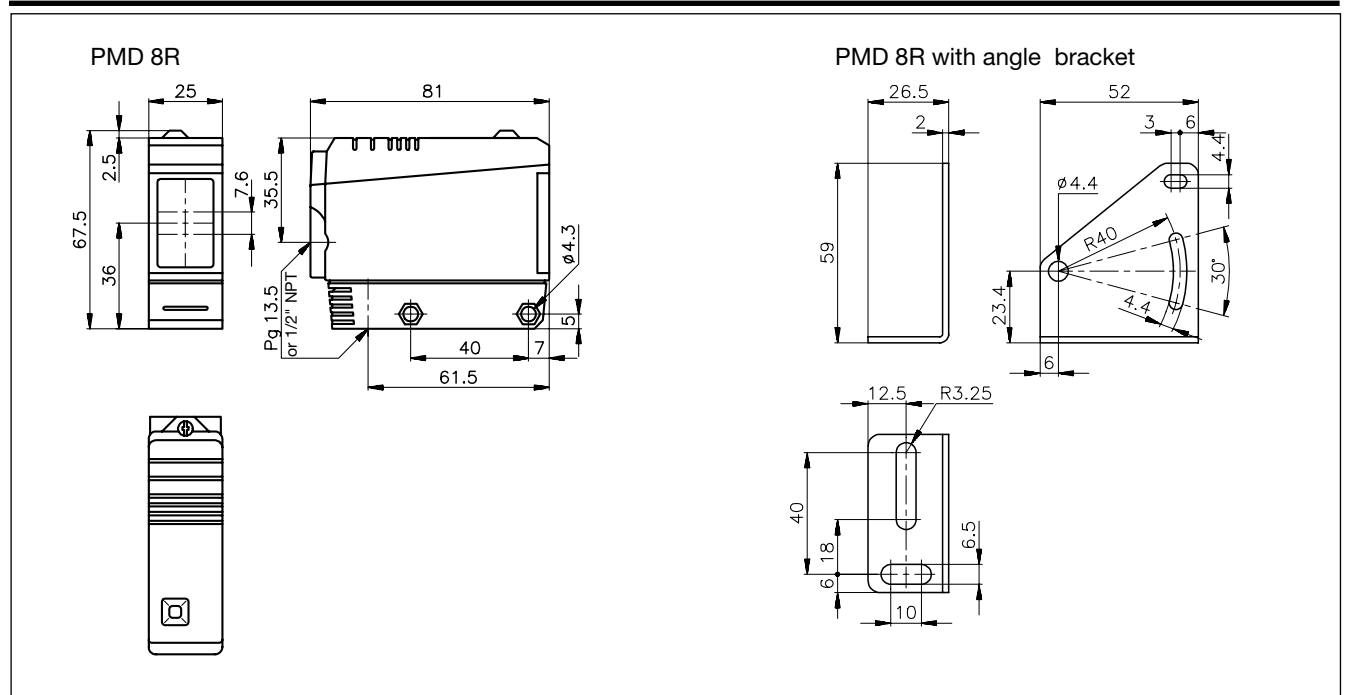
	Make switching		Break switching	
	No	Yes	No	Yes
Object present	No	Yes	No	Yes
LED	OFF	ON	OFF	ON
Load	Non-active	Active	Active	Non-active

Operation Diagram

t = Time delay
tv = Power ON delay



Dimensions



Accessories

- MB02 (longer mounting bracket), please refer to "Accessories"